



VHF AIR BAND TRANSCEIVERS

IC-A24 (NAV & COM channels)



IC-A6 (COM channels)

The pilot's favorite handheld is here!

Easy to use while flying

Simple one-handed operation is the most essential feature of the IC-A24/A6. The well labeled, large keypad provides user friendly operation. The large display shows both letters and numbers and is easy to see, making for fast frequency recognition. The display is backlit, and so is the keypad. The light stays on until you turn it off – a very handy feature for flying at night.

“Flip-flop” channel recall

The IC-A24/A6 stores the last 10 channels used. You can easily recall those channels by pushing the “flip-flop” recall   buttons on the front panel. It is convenient for switching between several channels, such as NAV and COM channels.

VOR navigation*

The IC-A24 has VOR navigation functions. The DVOR mode shows the radial to or from a VOR station and the CDI mode shows the course deviation to/from a VOR station. You can also input your intended radial to/from the VOR station and show the course deviation on the display. In the USA version, the duplex operation allows you to call a COM channel, while you are using VOR navigation. (* IC-A24 only)



CDI mode display

External DC power jack

An external DC power jack allows for operation with the wall charger, BC-110 or the cigarette lighter cable, CP-20. When the battery pack is installed, simultaneous charging during operation is also possible. In addition, an optional battery case, BP-208N, is available.

Water resistant construction

The water resistant construction provides reliable operation in wet conditions.

* Equivalent to IPX4 of the corresponding international standard IEC 60529 (2001).

And more...

- 200 memory channels (20 Ch x 10 banks) with 6 character names
- Dedicated 121.5MHz emergency key
- Side tone function allows you to hear your own voice via an external aviation headset.
- Optional Ni-Cd and Li-Ion battery packs
- NOAA marine weather channels
- Tag scanning and memory bank scanning
- ANL (Auto Noise Limiter) for noise reduction
- Low battery alert



IC-A24

IC-A6

Icom Inc.



SPECIFICATIONS

GENERAL

- Frequency range :
 - Tx/Rx 118.000–136.975MHz
 - Rx 108.000–117.975MHz*
 - Weather 161.650–163.275MHz
 - * IC-A24 only.
- Mode : AM (6K00A3E)
WX FM (16K0G3E)
- Channel spacing : 25kHz
- No. of memory channels : 200 (20 Ch × 10 banks)
- Power supply requirement : 7.4/7.2V DC (Battery pack)
11.0V DC (External DC Jack)
- Current drain (at 7.2 V DC) :
 - Tx 1.5A typical
 - Rx Max. audio 300mA typical
 - Stand-by 70mA typical
- Frequency stability : ±5ppm
- Operating temp. range : -10°C to +60°C; +14°F to +140°F
- Dimensions (W×H×D) : 54×129.3×35.5 mm
(projections not included) ; 2 1/8×5 9/32×1 13/32 in
- Weight (approx.) : 430g; 15.2oz
(with antenna and BP-210N)
- Antenna impedance : 50Ω (BNC type)

Supplied accessories: (* depending on version)

- Battery pack, BP-210N or battery case, BP-208N*
- Belt clip, MB-103
- Wall charger, BC-110AR/DR*
- Antenna, FA-B02AR
- Carrying case, LC-159*
- Headset adapter, OPC-499*
- Handstrap

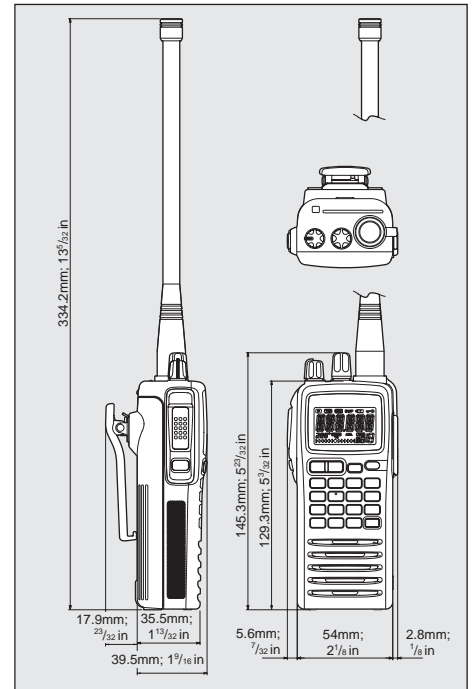
TRANSMITTER

- Output power : 5.0W typ. (PEP)
(at 7.2V DC) 1.5W typ. (CW)
- Modulation system : Low level modulation
- Modulation limiting : 70–100%
- Audio harmonic distortion : Less than 10% (at 60% mod.)
- Hum and noise ratio : More than 35dB
- Spurious emissions : More than 46dB (Except operating freq. ±62.5kHz point)
- Microphone connector : 3-conductor 2.5 (d) mm (1/16") more than 100kΩ

RECEIVER

- Intermediate frequency : 1st/2nd 30.05MHz/450kHz
- Sensitivity (typical) :
 - VOR (AM 6dB S/N) Less than 0.71µV
 - COM (AM 6dB S/N) Less than 0.5µV
 - WX (FM 12dB SINAD) Less than 0.22µV
- Selectivity : More than 7.5kHz/–6dB
Less than 25kHz/–60dB
- Hum and noise : More than 40dB
- Spurious response : AM More than 60dB
FM More than 30dB
- Audio output power : More than 500mW typ. with an 8Ω load, 30% modulation
- Ext. speaker connector : 3-conductor 3.5 (d) mm (1/8") 8Ω

All specifications are subject to change without notice or obligation.



OPTIONS

■ BATTERY CASE AND PACKS

- **BP-208N** BATTERY CASE (6 × AA (LR6) alkaline cells.)
- **BP-209N** BATTERY PACK (Ni-Cd: 7.2V/1100mAh)
- **BP-210N** BATTERY PACK (Ni-MH: 7.2V/1650mAh)
- **BP-211N** BATTERY PACK (Li-Ion: 7.4V/1800mAh)

■ CHARGERS AND POWER SUPPLY CABLES


- **BC-110AR/DR** WALL CHARGER
Used for regular charging of the connected battery pack. Same as supplied depending on version.
- **BC-119N** DESKTOP CHARGER
+ **BC-145** AC ADAPTER
+ **AD-101** CHARGER ADAPTER
For rapid charging of battery pack, BP-209N, BP-210N or BP-211N. The BC-145 is supplied with the charger depending on version. Charging time: 1.5 to 2 hours.
- **CP-20** CIGARETTE LIGHTER CABLE WITH DC-DC CONVERTER
For operation and charging with a 12V/24V cigarette lighter socket. (Coming soon)
- **OPC-656** DC POWER CABLE
For using the BC-121N with a DC power supply. (12–20 V DC required)

■ BELT CLIPS AND LEATHER BELT HANGERS

- **MB-103** BELT CLIP: Alligator type. Same as supplied.
- **MB-86** SWIVEL BELT CLIP
A fast and easy way to remove the radio from your belt.
- **MB-96N** SWIVEL LEATHER BELT HANGER
Swivel joint of the MB-86 is supplied.
- **MB-96F** LEATHER BELT HANGER
Fixed type leather belt hanger. Use with MB-103.

■ OTHERS

- **LC-159** CARRYING CASE
- **OPC-499** HEADSET ADAPTER CABLE
Works with most aviation headsets. Provides side tone function. Same as supplied with some versions.
- **FA-B02AR** ANTENNA : Same as supplied.



Icom Inc.

1-1-32, Kamiminami, Hirano-ku, Osaka 547-0003, Japan Phone: +81 (06) 6793 5302 Fax: +81 (06) 6793 0013 URL: <http://www.icom.co.jp/world/index.html>

Count on us!

Icom America Inc.

2380 116th Avenue NE,
Bellevue, WA 98004, U.S.A.
Phone: +1 (425) 454-8155
Fax: +1 (425) 454-1509
E-mail: sales@icomamerica.com
URL: <http://www.icomamerica.com>

Icom New Zealand

146A Harris Road, East Tamaki,
Auckland, New Zealand
Phone: +64 (09) 274 4062
Fax: +64 (09) 274 4708
E-mail: inquiries@icom.co.nz
URL: <http://www.icom.co.nz>

Icom (UK) Ltd.

Unit 9, Sea St., Herne Bay,
Kent, CT6 8LD, U.K.
Phone: +44 (0)1227 741741
Fax: +44 (0)1227 741742
E-mail: info@icomuk.co.uk
URL: <http://www.icomuk.co.uk>

Asia Icom Inc.

6F No. 68, Sec. 1 Cheng-Teh Road,
Taipei, Taiwan, R.O.C.
Phone: +886 (02) 2559 1899
Fax: +886 (02) 2559 1874
E-mail: sales@asia-icom.com
URL: <http://www.asia-icom.com>

Icom Canada

Glenwood Centre #150-6165 Highway 17,
Delta, B.C., V4K 5B8, Canada
Phone: +1 (604) 952-4266
Fax: +1 (604) 952-0090
E-mail: info@icomcanada.com
URL: <http://www.icomcanada.com>

Icom (Europe) GmbH

Communication Equipment
Himmelgeister Str. 100,
D-40225 Düsseldorf, Germany
Phone: +49 (0211) 346047
Fax: +49 (0211) 333639
E-mail: info@icomeurope.com
URL: <http://www.icomeurope.com>

Icom France S.a

Zac de la Plaine, 1,
Rue Brindejonc des Moulinais BP 5804,
31505 Toulouse Cedex, France
Phone: +33 (5) 61 36 03 03
Fax: +33 (5) 61 36 03 00
E-mail: icom@icom-france.com
URL: <http://www.icom-france.com>

Beijing Icom Ltd.

1305, Wenshang Plaza, Shijingshan Road,
Beijing, China
Phone: +86 (010) 6866 6337
Fax: +86 (010) 6866 3553
E-mail: bjicom@bjicom.com
URL: <http://www.bjicom.com>

Icom (Australia) Pty. Ltd.

A.B.N. 88 006 092 575
290-294 Albert Street, Brunswick,
Victoria, 3056, Australia
Phone: +61 (03) 9387 0666
Fax: +61 (03) 9387 0022
E-mail: sales@icom.net.au
URL: <http://www.icom.net.au>

Icom Spain S.L.

Ctra. de Gracia a Manresa Km. 14,750
08190 Sant Cugat del Valles Barcelona, Spain
Phone: +34 (93) 590 26 70
Fax: +34 (93) 591 04 46
E-mail: icom@icomspain.com
URL: <http://www.icomspain.com>

Icom Polska

Sopot, 3 maja 54, Poland
Phone: +48 (58) 550 7135
Fax: +48 (58) 551 0484
E-mail: icompolska@icompolska.com.pl
URL: <http://www.icompolska.com.pl>



Icom Inc. (Japan), is an ISO 9001 and ISO 14001 certification acquired company.

Your local distributor/dealer:



102 Tantobie Road
Denton Burn
Newcastle upon Tyne
NE15 7DQ
Phone: 0800 612 1046
E-mail: info@apexradio.com