



Keeping your Radio Equipment Hygienic



CLEANING

- 1** Apply **0.5% detergent-water** solution with a cloth.
- 2** Use a **stiff, non-metallic, short-bristled brush** to work loose dirt away from the device.
- 3** Use a **soft, absorbent, lintless cloth or tissue** to remove the solution and dry the device.


IMPORTANT:
Make sure that no solution remains entrapped near any connectors, cracks or crevices.



DISINFECTING

- 1** Wipe device down with over-the-counter isopropyl alcohol (rubbing alcohol) with **at least 70% alcohol concentration**.
- 2** **Alcohol should never be applied directly** to the device. Apply to a cloth, then wipe down the device.
- 3** The effects of **certain chemicals** and their vapors **can have detrimental effects** on plastics and the metal platings.

IMPORTANT:
Do not use bleach, solvents or cleaning sprays to cleanse or disinfect your device.



Even under ordinary circumstances, you want to look after your investments, as it is paramount two-way radios are kept in prime condition as they are such a vital tool to workforce.

One of the ways this can be achieved is by regular cleaning of the radio to ensure they are free from dirt and dust.

Under normal conditions a wipe over with a soft cloth, and a gentle brush to get loose dirt and dust removed, generally suffices for most people. However, the pandemic brings its own issues as we need to ensure items which are handled frequently, perhaps by different people, are kept clean.

Here are some tips on how to promote hygienic practice from the market leader Motorola and Apex Radio Systems:

1. Provide accessories for each user. D-shaped earpiece with inline mics are perfect as users will clip radios to their belt and use the speaker mic. Preventing Users touching the radios unnecessarily.
2. When the shift ends, the radios need to be charged - instruct users to remove their personal accessories and keep to one side prior to placing the radios in the chargers. Keep hand sanitiser near the charging station and ask users to sanitise their hands prior to handling the radios.
3. Radios and accessories can be wiped down with isopropyl alcohol 70% minimum alcohol concentration. Simply put the solution on a soft cloth and wipe over the radios.
 - *never apply directly to the radios.*
 - *never use bleach or household spray or solvents on the radios as this could degrade the plastic.*

Keeping radios clean and hygienic is a good practice even outside of a pandemic. Introducing these solutions will instil good practice for the future.

[0191 2280466](tel:01912280466) / info@apexradio.com